



THE BEST
SOLUTION FOR
MICROSOFT® EXCEL & OLIXSENSE®

AnalyticsGate 365

AnalyticsGate 365

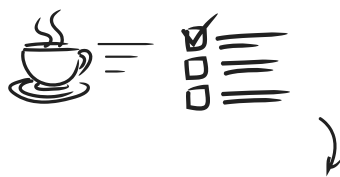
Deliver an amazing analytics experience to your entire organization.

AnalyticsGate 365, an add-in for Microsoft® Excel, harnesses the full power of the Qlik Sense® platform and brings powerful features including set analysis, dynamic visualizations and responsive filters directly to your workbooks.

Measure	Year	Month	Client
NOT SALES	2020	Jun	BS AG

Category	Value
RUNNING COSTS	\$ 194.419
NET PROFIT	\$ 187.474
WRITE-DOWN	\$ 8.546
AFTER TAX EARNINGS	\$ 70.247

Easily load tables, fields, dimensions and measures into Excel directly from your Qlik Sense apps. Create highly formatted workbooks with incredible visualizations. Quickly combine data from Qlik Sense with other sources. Model your data to predict future sales, inventory requirements, or consumer trends.




Requirements:

- Microsoft Office Excel: 2013, 2016, 2019, 365 (32/64BIT)
- Qlik Licenses: *Analyser, Professional, Token



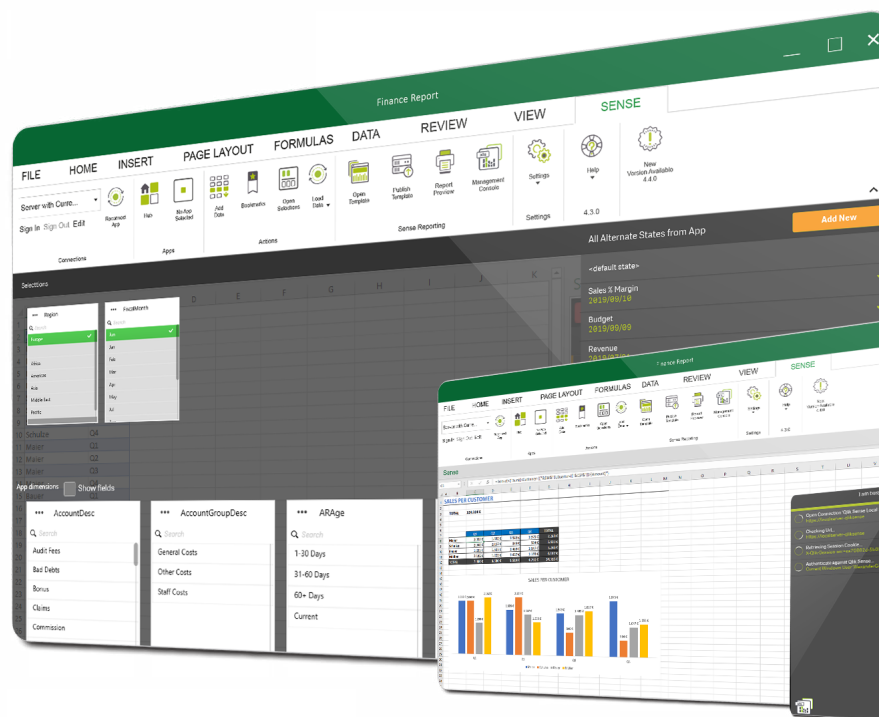
AnalyticsGate 365

Share your reporting and analysis with your entire team.



Easily share your work with others. Stay up to date with Real-Time collaboration. Accomplish goals faster. Access your files using Excel 365 on your Desktop, Mobile Device or Web Browser.

- ✓ Install directly from Microsoft Store
- ✓ Use powerful, flexible formatting and world class visualizations in Excel
- ✓ Pro-Forma your data, create Forecast Models and Predict Trends within seconds
- ✓ Create highly formatted, legally compliant Excel Reports
- ✓ Real-time connectivity for data from any source



Join our Community

Register at <https://help.analyticsgate.com> to become part of the AnalyticsGate community. Once registered, you can ask questions, exchange best practices and interact with other members from around the world.

Visit <https://docs.analyticsgate.com> to access our extensive knowledge based gathered over the past 5+ years.

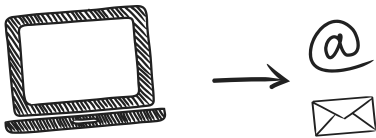
Become a Partner

Please contact us at: <https://partner.analyticsgate.com>

AnalyticsGate Reporting Suite

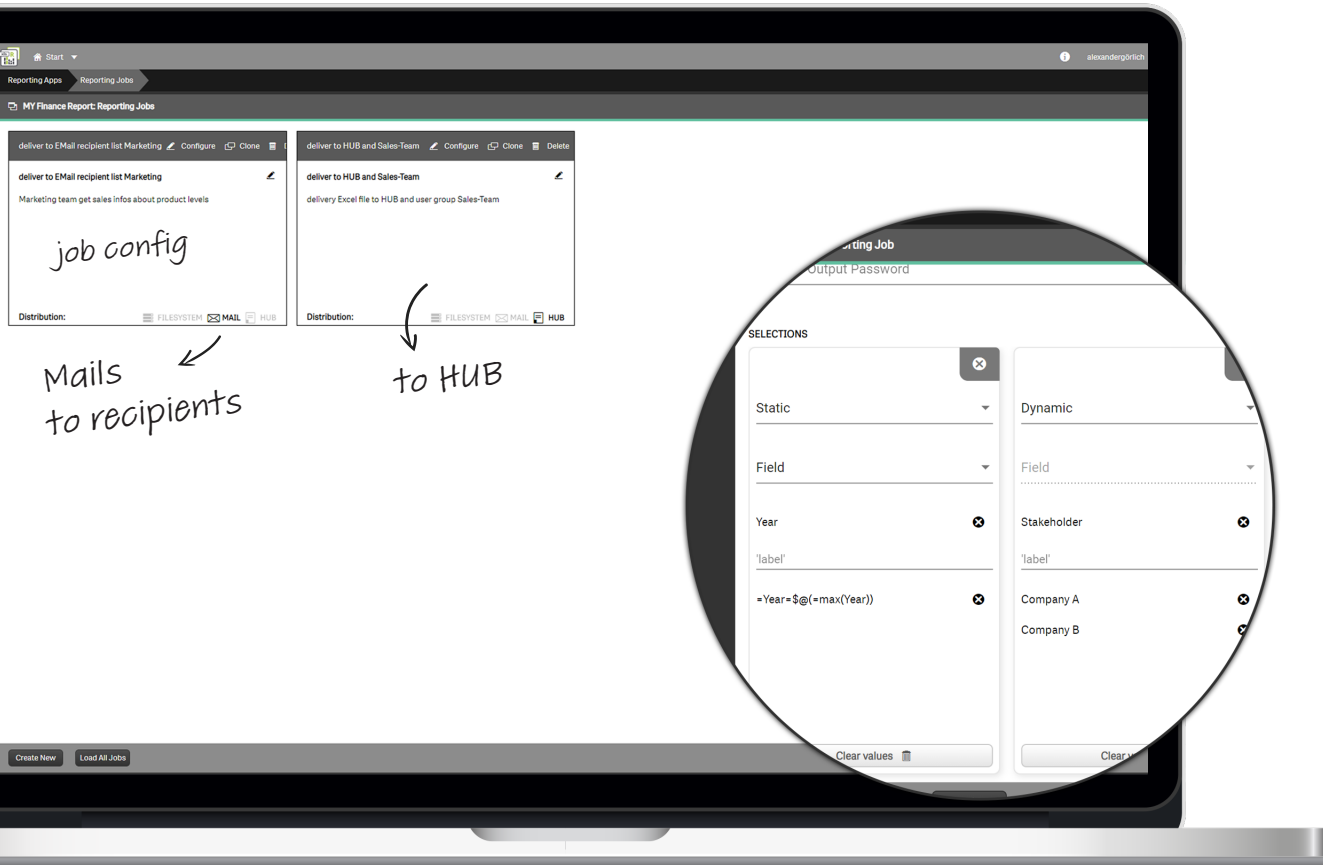
Fully Integrated with QlikSense Enterprise

AnalyticsGate Reporting Suite “Delivers” for your entire organization and is incredibly powerful and easy to implement.



AnalyticsGate = NO ADDITIONAL HARDWARE REQUIRED!!

With the new AnalyticsGate Management Console, you can quickly administer your reporting efforts. AnalyticsGate Reporting Suite is fully integrated with your Qlik Sense platform and makes complex report generation and delivery a breeze!!




AnalyticsGate Reporting Suite

Execute reports “On-Demand” or distribute them automatically via the Qlik Sense Hub, E-Mail, Network or Folder Locations.  *Click and Shine...*

Easily share valuable visualizations, insights and analysis with your colleagues using the AnalyticsGate Reporting Suite for Qlik Sense®. Schedule and distribute reliable data assets to more than 15 output formats including: **CSV, HTML, SVG, PDF, TIFF, DOCX, XLS, TSV, XLSX, XLSM, XML, PPTX, ODS, MD, XLSB.**

Amazing Things:

- ✓ Automate your reporting, scheduling and distribution efforts
- ✓ Use Looping Strategies to Customize Content
- ✓ Deliver Reports directly to users via the Qlik Sense HUB
- ✓ Deliver Reports dynamically via Email to Users or Groups
- ✓ Deliver Reports via a shared Network location or FTP site
- ✓ Deliver Custom Reports with your Brand
- ✓ Deliver Dynamic Report Naming *=only([Fiscal Year])...*
- ✓ Role-Based Security *(from Qlik Sense)*
- ✓ Password Protection for Additional Security
- ✓ Conditional Reporting *(Set a variable for Report “Alerting”)*
- ✓ Smart Self Service Data Reporting
- ✓ Reporting and Collaboration
- ✓ Absolutely Pixel Perfect Report Templates



Technical Principles

On-Demand Report

DATA LOAD

ANALYTICS CONNECTION

SERVICE

Qlik Engine

AnalyticsGate Connector

ANALYTICSGATE-APP JSON CONFIG

ENIGMA.NET

AnalyticsGate Reporting Engine

AnalyticsGate Distribute

HUB

E-mail

YOUR QLIK APP (WITH YOUR DATA MODEL)

File



CUSTOMER ORIGIN APP
APPID: 01CCB4E1-....

ERP

SAP

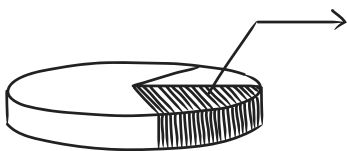
ETL process



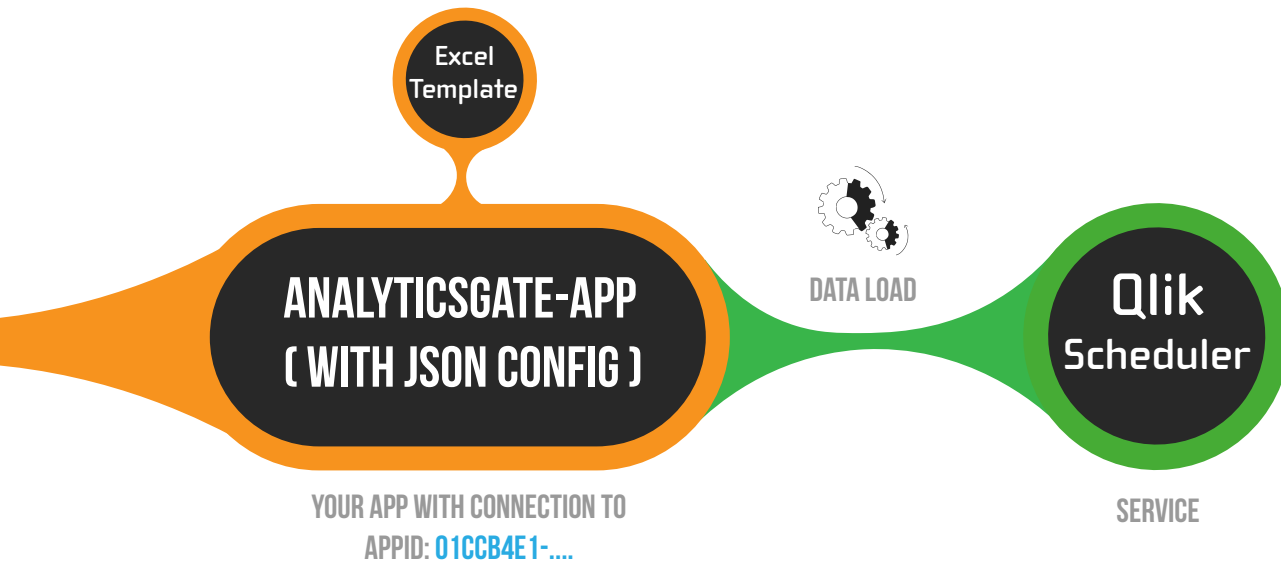
Excel

Big DATA

SQL



AnalyticsGate 365 is fully Integrated



- ✓ Gain extensive insight into disparate data and enable holistic, data-driven decisions!!
- ✓ Combine the power of Qlik Sense with the ease and flexibility of Excel
- ✓ Behind the scenes, Qlik® Connectors gather and associate data from databases, applications, Big Data reservoirs and other sources.
- ✓ AnalyticsGate provides seamless integration between Microsoft Excel and your Qlik Sense BI Platform.

The screenshot shows the Qlik Sense Enterprise interface. The top navigation bar includes the Qlik logo and 'Sense Enterprise'. The left sidebar shows the user 'AnalyticsGate 365' and navigation options: Personal, Work, Reports (selected), Streams, Everyone, Monitoring apps, and Sales. The main content area is titled 'Reports' and displays four report cards:


- Sales_US_2020 (PDF)
- Sales_DE_2020 (PPTX)
- Sales_EU_2020 (DOCX)
- Sales_CH_2020 (PDF)

Handwritten text on the right side of the screenshot reads: "that's cool... All my Personal Reports".



Email: eu@analyticsgate.com
Phone: +49 3641 32787-20
Mo-Fr 8am-4pm (CET)

Email: us@analyticsgate.com
Phone: +1 703 625 7738
Mo-Fr 8am-4pm (GMT-6)



akquinet finance & controlling GmbH
Paul-Stritter-Weg 5
22297 Hamburg - DE